

# AZAAN INTERNATIONAL SCHOOL

Grade - I

Activity Sheet- I

Subject-ENGLISH

Name: \_\_\_\_\_ Class: \_\_\_\_\_ Sec: \_\_\_\_\_

I. Look at the pictures given below. Read the sentences and number the pictures in an order of 1 to 4 and fill up the squares.




Tim brings his fish to put in the bowl.



He puts stones and plant in the bowl.



Tim fills the bowl with water.



He feeds his fish.

II. Identify the pictures and fill in the blanks with correct word for each. Choose the words from the given help box.

Dentist

plumber

policeman

firefighter

1.



A \_\_\_\_\_ catches the thief.



2. A \_\_\_\_\_ takes care of our teeth.





3. A \_\_\_\_\_ puts out the fire.



4. A \_\_\_\_\_ fixes the leaking taps.

**III. Think and write some proper nouns for each common noun.**

	<b>Common Noun</b>	<b>Proper Noun</b>
	boy	Ali, Sam, Raj
	car	
	shoes	
	eraser	
	drinks	

	<p>television</p>	
---	-------------------	--

IV. Write the plural forms of the given nouns using 's' or 'es'.

One (singular)

Many (plural)

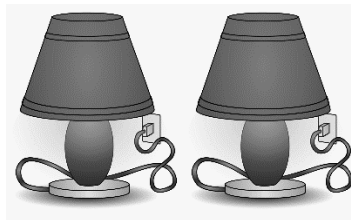
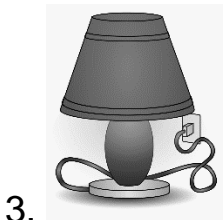


Cat

cats



glass




Lamp

4.



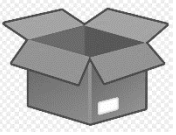
Chair

-



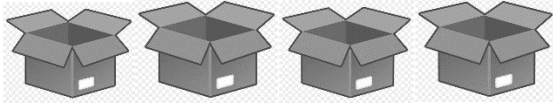
\_\_\_\_\_

5.



Box

-



\_\_\_\_\_

\*\*\*\*\*

# AZAAN INTERNATIONAL SCHOOL

Grade - I

Activity Sheet- II

Subject-ENGLISH

Name: \_\_\_\_\_ Class: \_\_\_\_\_ Sec: \_\_\_\_\_

## LESSON: 1. ROAR, KIMBA, ROAR!

I. Look at the pictures and write a sentence with 'a' or 'an' for each. Circle 'a' and 'an' in the sentences.



1. **Example:** I have an orange.



2. \_\_\_\_\_.



3. \_\_\_\_\_.




4. \_\_\_\_\_.

5.



II. Match the animals with their babies and complete the given sentences.

1.



Cow



cub

2.




Horse



larva

3.



Sheep



calf

4.




Bee



foal

5.



Tiger



lamb

1. I am a cow. My baby is called a \_\_\_\_\_.
2. I am a \_\_\_\_\_. My baby is called a foal.
3. I am a \_\_\_\_\_. My baby is called a lamb.
4. I am a bee. My young one is called a \_\_\_\_\_.
5. I am a tiger. My young one is called a \_\_\_\_\_.

**III. Arrange each set of words in the order of alphabet.**

**Alphabetical order**

**A B C D E F G H I J K L M N O P Q R S T U V W X Y Z**

1. Shop cafe tea cake

\_\_\_\_\_.

2. Foot knee ankle leg

\_\_\_\_\_.

3. Orange grapes mango banana

\_\_\_\_\_.

4. Table chair bed sofa

\_\_\_\_\_.


5. Pencil book sharpener eraser


\_\_\_\_\_.


6. horse puppy kitten zebra tortoise


\_\_\_\_\_.


IV. Say the words for each picture. Circle the letters to complete each word. Write the letters on the line.


1.  all ell  
B \_\_\_\_\_

2.  ill all  
W \_\_\_\_\_

3.  oll ass  
D \_\_\_\_\_

4.  ass nny  
Gl \_\_\_\_\_

5.  ell ppy  
Pu \_\_\_\_\_

6.  ppy nny  
Su \_\_\_\_\_



# AZAAN INTERNATIONAL SCHOOL

Grade - I

Activity Sheet- III



Subject-ENGLISH


Name: \_\_\_\_\_ Class: \_\_\_\_\_ Sec: \_\_\_\_\_



## LESSON NO: 2. THE NAUGHTY TEE-SHIRT


I. Look at the pictures and fill in the blanks to complete the story. Use the help box to write the words.



Pond morning butterfly frog bushes flowers log

The \_\_\_\_\_  lives in a \_\_\_\_\_ .

It is  \_\_\_\_\_ time.

The frog sees a  \_\_\_\_\_ in the  \_\_\_\_\_.

It is looking for  \_\_\_\_\_ . The frog is trying to catch the

 \_\_\_\_\_ . It jumps on the  \_\_\_\_\_ and then eats

the butterfly . Then, it hops back in the  \_\_\_\_\_ .

II. Choose the correct pronoun and fill in the blanks.

He they it she we you

1. I am John and this is Jenny. \_\_\_\_\_ are siblings.



2. My sister is a doctor. \_\_\_\_\_ treats the sick people.



3. Rohan goes to park everyday. \_\_\_\_\_ plays football.



4. Roohi and her friends do exercise daily. \_\_\_\_\_ are healthy.




5. This is my math reader. \_\_\_\_\_ is very thick .



6. I asked Ali, "Will \_\_\_\_\_ be my friend?"



**III. Match the opposites.**



# AZAAN INTERNATIONAL SCHOOL

Grade - I

Activity Sheet- IV

Subject-ENGLISH

Name: \_\_\_\_\_ Class: \_\_\_\_\_ Sec: \_\_\_\_\_

## LESSON NO: 3. THE GIFT

I. Look at the pictures given below. Identify them as fruits and vegetables and write their names in the respective columns.



Onion



Beans



Grapes



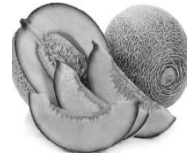
Pears



Cheeku



Cabbage



Sweet Melon




Lady Finger

Fruits	Vegetables


II. Complete the sentences with suitable pronouns.

They are	He is	We are	It is	She is
----------	-------	--------	-------	--------

1. \_\_\_\_\_ my pet cat.



2. \_\_\_\_\_ my friends.



3. \_\_\_\_\_ angry with me.



4. \_\_\_\_\_ on the swing.



5. \_\_\_\_\_ happy family.



**III. Read the poem. Identify the rhyming words. Write them on the given lines.**

**With a Friend**

I can talk with a friend  
and walk with a friend.



\_\_\_\_\_

I can play with a friend  
and stay with a friend.



\_\_\_\_\_

I can eat with a friend  
and compete with a friend.



\_\_\_\_\_

I can ride with a friend  
and take pride with a friend.



\_\_\_\_\_

A friend can mean  
so much to me!



**IV. Put the words in the correct order.**

1 . goes / Rohan / school. / to

---

2 . The/ in / sun / sky ./ shines

---

3 . runs / fast. / Rabbit / very

---